

Lick of the week #1

Fully Transposed to All CAGED Positions

Major idea starting on the 5th

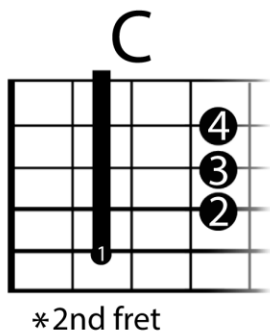
- Play slowly to ensure correct programming of motor skills;
- Practice the major scale in the position of the idea as a warming exercise (on the next page);
- Memorize the ideas and perform a smooth transition between the ideas and what comes before and after them;
- Incorporate the ideas into your playing immediately;
- Transpose the ideas to all Keys, or, at least, to one key in each other CAGED position;
- Experiment with breaking up the lines rhythmically.

The CAGED explained

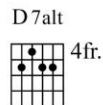
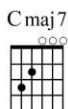
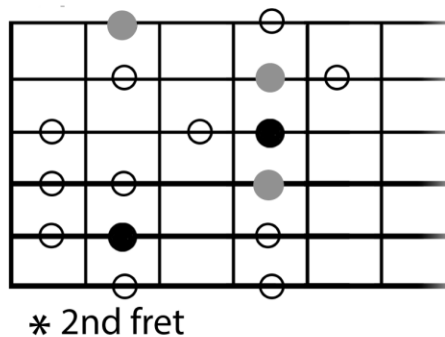
- Do you remember the first major chords we ever learn? C... A... G... E... D...
- The CAGED system It's simply one shape of the major scale to each basic chord position
- Try to play the scale and identify the notes of the chord on the shape you are practicing
- Practicing this scale and the lick will improve your fluency while improvising
- Practice in the order they're given here. Each time you move to another key, there'll be one new note, emphasize it
- They are:
 - C major – No accidentals
 - F major – Bb
 - Bb major – Bb and Eb
 - Eb major – Bb, Eb and Ab
 - Ab major – Bb, Eb, Ab and Db

To the Lick of the week #1

C major
C A G E D
position



● root
● on the chord



Musical notation for the first lick in 2/4 time. The melody starts with a quarter rest, followed by quarter notes G4, A4, B4, and quarter notes C5, B4, A4, G4. The second measure contains a triplet of eighth notes: G#4, A4, B4. The third measure contains quarter notes C5, B4, A4, G4. The fourth measure contains a triplet of eighth notes: G#4, A4, B4, followed by quarter notes C5, B4, A4, G4. The lick ends with a quarter rest.

TAB: 5 2 4 | 5 2 3 4 | 5 3 5 3 | 2 3 2 5 3 4

Annotations: h (bend) over the triplet in the 4th measure, p (piano) over the final quarter note in the 4th measure.



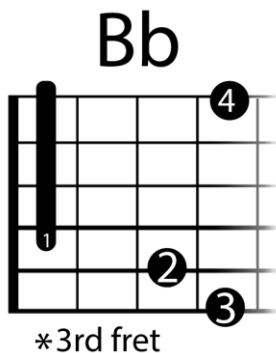
Musical notation for the second lick in 2/4 time. The melody starts with quarter notes G4, A4, B4, and quarter notes C5, B4, A4, G4. The second measure contains quarter notes G4, A4, B4, and quarter notes C5, B4, A4, G4. The third measure contains quarter notes G4, A4, B4, and quarter notes C5, B4, A4, G4. The lick ends with a quarter rest.

TAB: 2 5 3 2 | 5 6 5 4 | 2 5 5 3

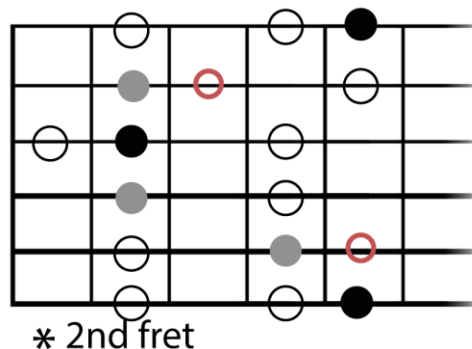
Annotations: h (bend) over the first two notes of the first measure, p (piano) over the 5th and 6th notes of the second measure, s (slide) over the 4th and 5th notes of the second measure, p (piano) over the 5th and 6th notes of the third measure.

To the Lick of the week #1

Bb major
C A G E D
position



● root
● on the chord
○ new



B^bmaj7 **C7alt**

3 5 2 | 3 4 5 2 | 3 5 3 6 | 5 6 5 3 5 2

h p p

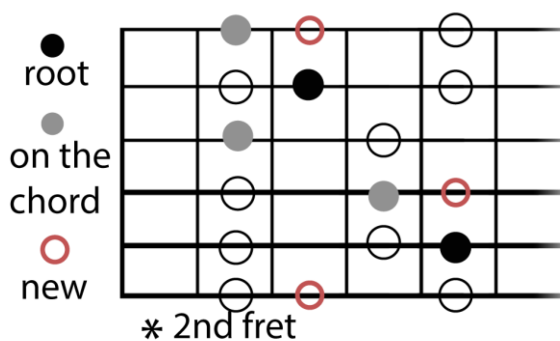
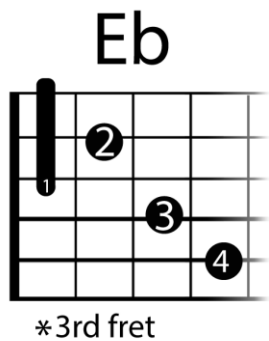
F7alt

h p

5 3 5 5 | 3 4 3 2 | 5 3 3 5

To the Lick of the week #1

E \flat major
CAGED
position



E \flat maj7 F7alt

3 5 3 | 4 5 6 7 | 3 6 3 6 | 5 6 5 3 | 5 3

h p p

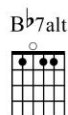
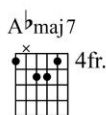
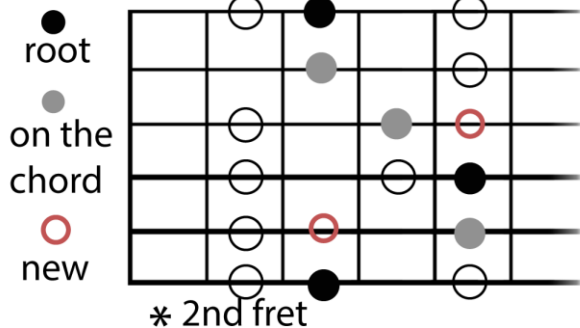
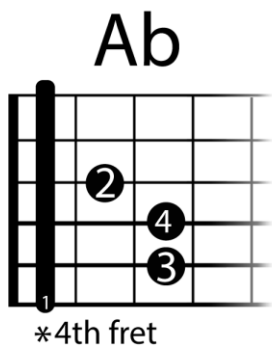
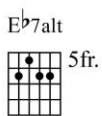
B \flat 7alt

h p

5 4 6 5 | 8 4 3 3 | 5 3 3 6 |

To the Lick of the week #1

Ab major
C A G E D
position

Your support makes this project possible

Thank you



www.brjazzschool.com



[Instagram.com/tombossanova](https://www.instagram.com/tombossanova)